



PRESTIGIOUS WASHROOM ACCESSORIES

THE PRESTIGE PATTERN



STRIPED DOLPHIN

You may hear the Striped Dolphin referred to as streakers in some locations. This is because they are able to move very rapidly to avoid boats in the water. Their coloration gets them plenty of attention. They are found living in warm bodies of water around the world. They are the only species that takes part in roto-tailing. The jumps can be up to 20 feet in the air!



Hand-crafted in our German manufacturing facility, drawing upon 50 years' experience, our Prestige range of washroom dispensers and fittings are designed without compromise, to combine contemporary elegance with optimum long term performance.

Dolphin Prestige is endlessly adaptable to any high quality washroom environment, offering an enormous range of products in a wide variety of configurations – including surface-mounted, counter-mounted, recessed, under-counter, and behind-mirror options. All items can be powder-coated to any RAL colour too.

In terms of design, Prestige is all about modern yet timeless elegance, and intelligent attention to detail. For example, all exposed corners are completely welded and re-finished, which not only looks fantastic but adds even greater strength.

As for durability, all Dolphin Prestige products come in sleek 18/10 stainless steel; so naturally, they are tough enough to earn Dolphin's no-quibble two year guarantee in whatever environment they're fitted in.

Finally, it's good to know that all items in the Prestige range are 100% recyclable making them SKA compliant.

COLLECTIONS 2

PRODUCT CATEGORIES

SOAP DISPENSERS	26	TOILET FITTINGS AND ACCESSORIES	39
PAPER TOWEL DISPENSERS	29		
BINS	32		
COMBINATION UNITS	36	COLOURS	43
TAPS	38	BESPOKE PRODUCTS	44

—

This collection can be used to equip virtually any commercial washroom. It is the most comprehensive product line with timeless, straight style and high-quality workmanship. Fully welded folded edges ensure the best possible hygiene.



FEATURED PRODUCTS



WA100



DP5403



DP3106




DP1105



—

This collection is our design alternative: conical housing with a vertical recess and square perforations is a further design feature with high recognition value. The workmanship and quality makes it suitable for any high end washroom design.



FEATURED PRODUCTS




WA100



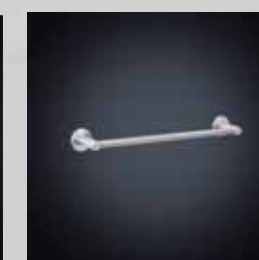
DP1111



DP3112



DP5101



DP7603

The design of this collection is characterised by vertically rounded housing edges. In contrast these items are not fully welded but spot welded, so products are suitable for washrooms and toilets in price-sensitive projects.

FEATURED PRODUCTS



WA100



DP5104



DP3104



DP1103

PUBLIC WASHROOMS

At airports, stadiums, cinemas or universities and in other busy washrooms we recommend robust, simple products in sizes that are adapted to the room's dimensions. The focus is on anti-theft protection, low maintenance and the best possible hygiene.



FEATURED PRODUCTS



DP740 I



DP7608



WA100



DP1105



DP3107



DP5403

COMMERCIAL WASHROOMS

In office and administration areas – places which are usually frequented by employees and not by the public – the focus is not only on the overall design of the washroom, but also on minimalistic designs making it more of a home-from-home experience.



FEATURED PRODUCTS



DP7405



DP1207



WP100



DP3601



DP5602



DP5119 / DP5120

COMPACT WASHROOMS

Design and functionality in a small area. Dolphin supplies a wide range of products which can be integrated to save space without compromising on functionality.



FEATURED PRODUCTS



DP7403



DP7608



DP1207



WA100



DP4316

LARGE WASHROOMS

Busy washrooms and toilets are equipped with several or larger units according to the room size. Space-saving solutions, such as mounting under counter or behind mirrors, are just as suitable as the use of units however they are more stylish.



FEATURED PRODUCTS



DP7608



WA100



DP1504



DP3503



DP5201



DP5605

SURFACE MOUNTED

Surface mounted units are simple to fit and simple to use – easy to maintain and are fitted in many refurb projects.



FEATURED PRODUCTS



DP7608



WA100



DP1101



DP3111



DP5108

FLUSH MOUNTED

The use of flush mounted units is particularly convenient for new buildings. The frame disappears entirely or partially in the wall, saving space and reducing cleaning. The screw fixed housing front panels can simply be replaced after years of use.



FEATURED PRODUCTS



DP7608



WA100



DPI302




DP3301



DP5302

CONCEALED FITTINGS

Dolphin Prestige fittings are available as concealed dispensers for paper towel, bin and soap dispenser options.



FEATURED PRODUCTS



WA100



DPI504



DP 350I



DP560I



DP5119 / DP5120

UNDER COUNTER COMBINATION UNITS

Individually designed washbasins usually offer enough space for integrating our under counter models. This creates very elegant washbasin spaces. Optional wall or floor brackets also allow the units to be retrofitted.



FEATURED PRODUCTS



WA100



DP1207



DP4601

DOC M – BARRIER FREE LIVING

Our complete range for accessible washrooms offers the option of equipping all types of washrooms, toilets and showers from one source. The range also includes extensive accessories.



FEATURED PRODUCTS



DP670300



DP640



DP680100



DP600200



DP600300



DP630



BC100SS-SM



DP611

SOAP DISPENSERS



DPI108 DOLPHIN PRESTIGE SOAP DISPENSER

148 MM HEIGHT
148 MM WIDTH
120 MM PROJECTION

- › Easy-care 18/10 chrome nickel stainless steel
- › Satin finish, welded corners – no sharp edges
- › Lockable
- › Refillable 1000ml soap tank – approximately 800 shots of soap



DPI101 DOLPHIN PRESTIGE SOAP DISPENSER

248 MM HEIGHT
80 MM WIDTH
120 MM PROJECTION

- › Inspection slot to indicate refill level
- › Housing swings down for refilling
- › Dispenser with drip-free, single-hand pull-operation soap pump
- › Dispenser lockable with cylinder lock, fitted on the top



DPI112 DOLPHIN PRESTIGE REFILLABLE LIQUID SOAP DISPENSER

170 MM HEIGHT
70 MM WIDTH
90 MM PROJECTION

- › Fixed soap tank, capacity 200ml
- › Inspection slot to indicate refill level
- › Single hand pull operation soap pump
- › Lockable



DPI105 DOLPHIN PRESTIGE SOAP DISPENSER

270 MM HEIGHT
70 MM WIDTH
110 MM PROJECTION

- › Easy-care 18/10 Stainless Steel
- › Satin finish, welded corners, no sharp edges
- › Lockable
- › Single hand pull operation soap pump
- › Uses Standard Liquid Hand Soap and Anti Bacterial Soap
- › Capacity 700ml bottle



DPI501 DOLPHIN REFILLABLE SOAP DISPENSER FOR MOUNTING BEHIND HINGED MIRROR

150 MM HEIGHT
67 MM WIDTH
88 MM PROJECTION

- › Metal parts in robust, easy-to-clean stainless steel AISI 304
- › Dispenser with drip-free, single-hand pull-operation soap pump
- › With fixed soap tank: 200 ml
- › Designed to be fitted behind a hinged mirror



DPI504 DOLPHIN BEHIND MIRROR SOAP DISPENSER 800ML

176 MM HEIGHT
69 MM WIDTH
131 MM PROJECTION

- › 700ml soap tank
- › For behind fixed mirror applications
- › Minimum distance from mounting surface to rear of mirror/panel – 160mm



DPI203 DOLPHIN PRESTIGE COUNTER MOUNTED SOAP DISPENSER

62 MM HEIGHT
38 MM DIAMETER
74 MM PROJECTION

- › Installed directly into basin units, marble, granite etc
- › Easy filling from above unit
- › 500ml bottle
- › High quality Chrome Plated solid brass construction with solid brass pump



DPI208 / DPI209 DOLPHIN PRESTIGE COUNTER MOUNTED SOAP DISPENSER

208 MM HEIGHT
38 MM DIAMETER
130 MM PROJECTION

- › 500ml bottle
- › Easy filling from above the unit
- › High quality Chrome Plated solid brass construction



DPI210 DOLPHIN PRESTIGE COUNTER MOUNTED SOAP DISPENSER

274 MM HEIGHT
30 MM DIAMETER
90 MM PROJECTION

- › Easy filling from top of unit
- › 500ml bottle
- › Available in Satin or Polished Stainless Steel



DPI207 DOLPHIN PRESTIGE COUNTER MOUNTED SOAP DISPENSER

125 MM HEIGHT
30 MM DIAMETER
90 MM PROJECTION

- › Easy filling from top of unit
- › 500ml bottle
- › Available in Satin or Polished Stainless Steel



PAPER TOWEL DISPENSERS



DP3106 DOLPHIN PRESTIGE PAPER TOWEL DISPENSER

448 MM HEIGHT
298 MM WIDTH
120 MM PROJECTION

- › Easy-care 18/10 chrome nickel stainless steel
- › Satin finish, welded corners – no sharp edges
- › Lockable
- › Guide rails for paper towels
- › Stylish paper towel viewing indicator
- › Complies with SKA rating criteria



DP3104 DOLPHIN PRESTIGE COUNTER MOUNTED SOAP DISPENSER

298 MM HEIGHT
265 MM WIDTH
120 MM PROJECTION

- › Inspection slot to indicate refill level
- › Housing door swings down for refilling
- › Dispenser lockable with cylinder lock fitted on the top
- › Easy to clean due to optimum accessibility
- › Complies with SKA rating criteria



DP3112 DOLPHIN PRESTIGE PAPER TOWEL DISPENSER

298 mm HEIGHT
298 mm WIDTH
120 mm PROJECTION

- › Easy-care 18/10 chrome nickel stainless steel
- › Satin finish, welded corners – no sharp edges
- › Lockable
- › Guide rails for paper towels
- › Complies with SKA rating criteria



DP3105 DOLPHIN PRESTIGE PAPER TOWEL DISPENSER

298 mm HEIGHT
289 mm WIDTH
120 mm PROJECTION

- › Easy-care 18/10 chrome nickel stainless steel
- › Satin finish, welded corners – no sharp edges
- › Housing is open at the top for refilling
- › Complies with SKA rating criteria



DP3107 DOLPHIN PRESTIGE TOUCH FREE PAPER TOWEL DISPENSER

448 mm HEIGHT
350 mm WIDTH
210 mm PROJECTION

- › Robust, easy to clean 18/10 chrome nickel stainless steel, satin finished, all corners fully welded
- › Hands free, sensor technology
- › For battery powered version see **DP3108**



DP7606 DOLPHIN PRESTIGE TISSUE DISPENSER

268 mm HEIGHT
122 mm WIDTH
75 mm PROJECTION

- › Superior quality and timeless design for prestigious washrooms
- › Easy-care 18/10 chrome nickel stainless steel
- › Satin finish
- › Lockable
- › Capacity: one box of Kleenex tissues
- › Also available in polished stainless steel or plastic powder coated to a colour of your choice



DP3601 DOLPHIN PRESTIGE UNDER COUNTER PAPER TOWEL DISPENSER

173 mm HEIGHT
326 mm WIDTH
10 mm PROJECTION

- › Easy-care 18/10 chrome nickel stainless steel
- › Lockable
- › The built-in spring mechanism functions with the same force until the last towel has been used
- › Capacity: approx 250 paper towel
- › Complies with SKA rating criteria



DP3201 DOLPHIN PRESTIGE COUNTER RECESSED PAPER TOWEL DISPENSER

200 mm HEIGHT
300 mm WIDTH
4 mm PROJECTION

- › Easy-care 18/10 chrome nickel stainless steel
- › Capacity – approximately 250 paper towels
- › Dispenser top fillable through tilting flaps
- › For building into vanity units
- › The built-in, non-wearing spring mechanism exerts constant pressure right up until the last paper towel is removed.
- › Also available in polished stainless steel or plastic powder coated to a colour of your choice



DP3301 DOLPHIN PRESTIGE PAPER TOWEL DISPENSER

448 mm HEIGHT
298 mm WIDTH
10 mm PROJECTION

- › Easy-care 18/10 chrome nickel stainless steel
- › Satin finish, welded corners – no sharp edges
- › Lockable
- › Can hold up to 300 C-fold towels
- › Stylish paper towel viewing indicator
- › Complies with SKA rating criteria



DP3503 DOLPHIN PRESTIGE BEHIND MIRROR PAPER TOWEL DISPENSER

354 mm HEIGHT
284 mm WIDTH
140 mm PROJECTION

- › Easy-care 18/10 chrome nickel stainless steel
- › Towel dispenser made of robust and easy-care stainless steel
- › For installation behind a mirror
- › Provided for approx. 500 commercial paper towels in zigzag fold
- › Paper size (folded): 240-250 mm x 100-115 mm
- › For refilling access from the front via lockable, pull-down guide rail



DP5125 DOLPHIN PRESTIGE WASTE BIN

298 mm HEIGHT
598 mm WIDTH
140 mm PROJECTION

- › Capacity: approx. 12 litres
- › With mesh basket
- › Lockable
- › Satin finish, welded corners – no sharp edges
- › Easycare AISI 304 stainless steel



DP5402 DOLPHIN PRESTIGE WASTE BIN

600 mm HEIGHT
300 mm WIDTH
308 mm PROJECTION

- › Easy-care 18/10 chrome nickel stainless steel bin
- › Satin finish, welded corners – no sharp edges
- › Lockable
- › Plastic insert makes emptying easier



DP5108 DOLPHIN PRESTIGE WASTE BIN

448 mm HEIGHT
298 mm WIDTH
170 mm PROJECTION

- › Easy-care 18/10 chrome nickel stainless steel bin
- › Satin finish, welded corners – no sharp edges
- › Easy to empty with integrated handles
- › Complete with fabric stand-bag for easy waste disposal



L186 DOLPHIN PRESTIGE WASTE BIN

448 mm HEIGHT
298 mm WIDTH
180 mm PROJECTION

- › Easy-care 18/10 chrome nickel stainless steel bin
- › Satin finish, welded corners - no sharp edges
- › Conical front
- › Easy to empty with integrated handles
- › 24 litre capacity



DP5603 DOLPHIN PRESTIGE UNDER-COUNTER WASTE BIN

448 mm HEIGHT
298 mm WIDTH
310 mm PROJECTION

- › Easy-care 18/10 chrome nickel stainless steel
- › Satin finish, welded corners – no sharp edges
- › Lockable
- › Waste towels disposed through a self-closing, fire preventative swing flap
- › Mesh basket makes disposal easier



DP5110 DOLPHIN PRESTIGE WASTE BIN

598 mm HEIGHT
298 mm WIDTH
110 mm PROJECTION

- › Easy-care 18/10 chrome nickel stainless steel bin
- › Satin finish, welded corners – no sharp edges
- › Lockable
- › Mesh basket makes emptying easier
- › Waste towels disposed through a self-closing, fire preventative swing flap



DP5110 DOLPHIN PRESTIGE WASTE BIN

598 mm HEIGHT
298 mm WIDTH
110 mm PROJECTION

- › Easy-care 18/10 chrome nickel stainless steel bin
- › Satin finish, welded corners – no sharp edges
- › Lockable
- › Mesh basket makes emptying easier
- › Waste towels disposed through a self-closing, fire preventative swing flap



LI90 DOLPHIN PRESTIGE PERFORATED WASTE BIN

450 mm HEIGHT
298 mm WIDTH
510 mm PROJECTION

- › Easy-care 18/10 chrome nickel stainless steel under counter bin
- › Satin finish, welded corners – no sharp edges
- › Convex front with 6mm square perforations
- › Filling through hole in counter surface
- › Easy to empty with integrated handles



DP5701 DOLPHIN PRESTIGE COUNTER MOUNTED BIN RING

101 mm HEIGHT
171 mm DIAMETER

- › Easy-care 18/10 stainless steel
- › Satin finish, welded corners – no sharp edges
- › Surface cut out dimensions: diameter 155mm



DP5702 DOLPHIN PRESTIGE PANEL MOUNTED BIN FRAME

70 mm DIAMETER
20 mm PROJECTION

- › Easy-care 18/10 stainless steel
- › Satin finish, welded corners – no sharp edges



DP5601 DOLPHIN PRESTIGE SWING FLAP

148 mm HEIGHT
298 mm WIDTH
10 mm PROJECTION

- › Easy-care 18/10 chrome nickel stainless steel bin flap
- › Satin finish, welded corners – no sharp edges
- › Self-closing, fire-resistant swing flap fabricated of chrome-nickel stainless steel
- › To be used with a built in basket or bin



DP5202 DOLPHIN PRESTIGE SURFACE MOUNTED BIN FLAP

300 mm HEIGHT
235 mm WIDTH
277 x 210 mm CUT OUT AREA

- › Easy-care 18/10 chrome nickel stainless steel bin flap
- › Satin finish, welded corners – no sharp edges
- › Self closing flap
- › Unique weighted flap design negates the need for spring loading so therefore never weakening or breaking over time



DP5106 DOLPHIN PRESTIGE WASTE BIN

598 mm HEIGHT
298 mm WIDTH
190 mm PROJECTION

- › Full metal housing in robust, easy-to-clean stainless steel AISI 304, satin finished, rounded vertical corners
- › Equipped with fabric standbag
- › Simple mounting: line up with tiles and fasten with 2 screws



DP5607 DOLPHIN PRESTIGE BESPOKE CONFIDENTIAL BIN SLOT

180 mm HEIGHT
440 mm WIDTH
10 mm PROJECTION

- › Superior quality and timeless design for prestigious washrooms
- › Easy-care 18/10 chrome nickel stainless steel
- › Satin finish, welded corners – no sharp edges
- › Can be laser printed with your choice of wording eg: Waste, Metal, Plastic, Bottles, etc.

COMBINATION UNITS



DP460 I DOLPHIN PRESTIGE TOWEL DISPENSER AND WASTE BIN COMBINATION UNIT

596 MM HEIGHT
298 MM WIDTH
310 MM PROJECTION

- › Towel dispenser for approx 450 paper towels
- › This unit is for mounting under a vanity counter
- › With removable mesh basket and self closing flap
- › Lockable



DP4314 DOLPHIN PRESTIGE COMBINATION PAPER TOWEL AND SOAP DISPENSER

148 MM HEIGHT
448 MM WIDTH
10 MM PROJECTION

- › The combination comprises a towel dispenser and a soap dispenser.
- › Combination lockable with cylinder locks using the same key.
- › Soap dispenser with fixed soap tank (contents 1000 ml)
- › Towel dispenser holds approx 250 paper towels.



DP430 I DOLPHIN PRESTIGE PAPER TOWEL, WASTE BIN AND SOAP COMBINATION UNIT

1348 MM HEIGHT
298 MM WIDTH
10 MM PROJECTION

- › Sections lockable separately
- › Built in non-drip soap dispenser
- › Designed for 950ml refillable soap bottle = 1300 shots of soap
- › Waste towels are disposed of through a fire-preventative self closing flap.



DP4316 DOLPHIN PRESTIGE RECESSED PAPER TOWEL DISPENSER AND WASTE BIN

1198 MM HEIGHT
198 MM WIDTH
0 MM PROJECTION

- › Satin finish, welded corners – no sharp edges
- › Double skin door
- › Towel capacity: 600 paper towels
- › Bin capacity 13 litres
- › Removable chrome-plated wire basket
- › Can be installed flush with tiles
- › Also available in polished stainless steel or plastic powder coated to a colour of your choice



DP4108 DOLPHIN PRESTIGE SOAP DISPENSER AND PAPER TOWEL DISPENSER COMBINATION UNIT

298 MM HEIGHT
400 MM WIDTH
120 MM PROJECTION

- › Easy-care 18/10 chrome nickel stainless steel combination unit
- › Lockable
- › Towel capacity: 300 paper towels
- › Soap dispenser with 500ml capacity refillable bottle
- › Non-drip pump



DP4109 DOLPHIN PRESTIGE MIRROR FRONTED CABINET WITH INTEGRAL SOAP AND PAPER DISPENSER

450 MM HEIGHT
450 MM WIDTH
130 MM PROJECTION

- › Easy-care 18/10 chrome nickel stainless steel combination unit
- › Mirror with chrome-nickel stainless steel frame
- › Capacity: 500 C-fold paper towels
- › Built in soap dispenser
- › 950ml refillable soap bottle

TAPS



TOILET FITTINGS AND ACCESSORIES



WA100 DOLPHIN PRESTIGE BASIN TAP

170 mm HEIGHT
45 mm DIAMETER
155 mm PROJECTION

- › Single lever mixer tap without waste fitting
- › Adjustable temperature limit setting (scald protection)
- › Water supply 2 inlets hot and cold water
- › Hole in counter: 28mm
- › Counter thickness: 50mm
- › Pressure: 2-6 bar



WA110 DOLPHIN PRESTIGE BASIN TAP

283 mm HEIGHT
45 mm WIDTH
155 mm PROJECTION

- › Single lever mixer tap without waste fitting
- › Pressure 2-6 bar
- › Adjustable temperature limit setting (scald protection)
- › High quality Keramital ceramic mixer cartridge



DP2109 DOLPHIN PRESTIGE TOILET ROLL HOLDER

110 mm HEIGHT
240 mm WIDTH
90 mm PROJECTION

- › Easy-care 18/10 chrome nickel stainless steel
- › Enhanced vandal resistant construction
- › Lockable



DP2301 DOLPHIN PRESTIGE TOILET TISSUE DISPENSER

170 mm HEIGHT
163 mm WIDTH
0 mm PROJECTION

- › Easy-care 18/10 chrome nickel stainless steel
- › Holds one roll, maximum 125mm diameter



DP2112 DOLPHIN PRESTIGE TOILET TISSUE DISPENSER

348 mm HEIGHT
163 mm WIDTH
140 mm PROJECTION

- › Easy-care 18/10 chrome nickel stainless steel
- › Lockable
- › The hidden reserve roll drops down automatically when the first roll is finished



DP2105 DOLPHIN PRESTIGE TOILET ROLL HOLDER

93 mm HEIGHT
280 mm WIDTH
66 mm PROJECTION

- › Left or right hand assembly
- › Two roll holder
- › Anti theft fixings



DP7102 DOLPHIN PRESTIGE ROBE HOOK

47 mm DIAMETER
36 mm PROJECTION

- › Easy-care 18/10 chrome nickel stainless steel robe hook
- › Anti-theft, robust four-point wall fixing



DP7204 DOLPHIN PRESTIGE FLOOR MOUNTED DOOR STOP

40 mm DIAMETER
26 mm PROJECTION

- › Easy-care 18/10 chrome nickel stainless steel door stop
- › With anti-theft, robust fixing



DP7506 DOLPHIN PRESTIGE TOILET BRUSH SET

448 mm HEIGHT
148 mm WIDTH
10 mm PROJECTION

- › Flush mounted toilet brush set
- › Easy-care 18/10 chrome nickel stainless steel
- › Includes replaceable toilet brush
- › The brush container can be removed for cleaning



DP7502 DOLPHIN PRESTIGE TOILET BRUSH SET

430 mm HEIGHT
89 mm WIDTH
110 mm PROJECTION

- › Easy-care 18/10 chrome nickel stainless steel
- › Anti-theft, robust four-point wall fixing
- › Replaceable brush head and chrome nickel stainless steel handle



DP7104 DOLPHIN PRESTIGE DOOR STOP AND HOOK

50 mm DIAMETER
76 mm PROJECTION

- › Easy-care 18/10 chrome nickel stainless steel door stop and robehook
- › Anti-theft, robust four-point wall fixing



DP3202 DOLPHIN PRESTIGE SANITARY TOWEL DISPENSER

298 mm HEIGHT
148 mm WIDTH
100 mm PROJECTION

- › Easy-care 18/10 chrome nickel stainless steel
- › Satin finish, welded corners – no sharp edges



DP5301 DOLPHIN PRESTIGE RECESSED SANITARY BIN

598 MM HEIGHT
298 MM WIDTH
10 MM PROJECTION

- › Easy-care 18/10 chrome nickel stainless steel recessed sanitary bin
- › Lockable
- › Waste towels disposed of through a self-closing, fire preventative flap
- › Removable plastic hygiene container
- › Top integrated storage container for disposal bags



DP5117 DOLPHIN PRESTIGE HYGIENE WASTE BIN

344 MM HEIGHT
220 MM WIDTH
115 MM PROJECTION

- › Waste deposited through top with hinged lid
- › Equipped with hygiene bin made from plastic; removable
- › Capacity approx 5 litres
- › Compartment built into the side for 1 box of sanitary bags; refillable from the top



DP5123 DOLPHIN PRESTIGE SANITARY BIN

250 MM HEIGHT
220 MM WIDTH
115 MM PROJECTION

- › Easy-care 18/10 chrome nickel stainless steel sanitary bin
- › Satin finish, welded corners – no sharp edges
- › Waste disposed through top swing flap
- › Removable plastic hygiene container makes emptying easier



DOLPHIN PRESTIGE PICTOGRAPH RANGE

120 MM HEIGHT
120 MM WIDTH
2 MM PROJECTION

- › Easy-care 18/10 chrome nickel stainless steel
- › Supplied with double sided adhesive tape
- › Also available with screw holes on request
- › Range includes: **DP7401** Men, (shown above) **DP7402** WC, **DP7403** Women, **DP7404** Baby room, **DP7405** Disabled room, **DP7406** No Smoking, **DP7407** Smoking Allowed, **DP7408** First Aid, **DP7409** Cloakroom, **DP7410** Go Right, **DP7411** Go Left, **DP7412** Kitchen, **DP7413** Shower Room

ALTERNATIVE FINISHES

All Dolphin Prestige products come standard as satin stainless steel – they are also available as polished stainless steel or can be finished in any RAL colour specified.



Satin

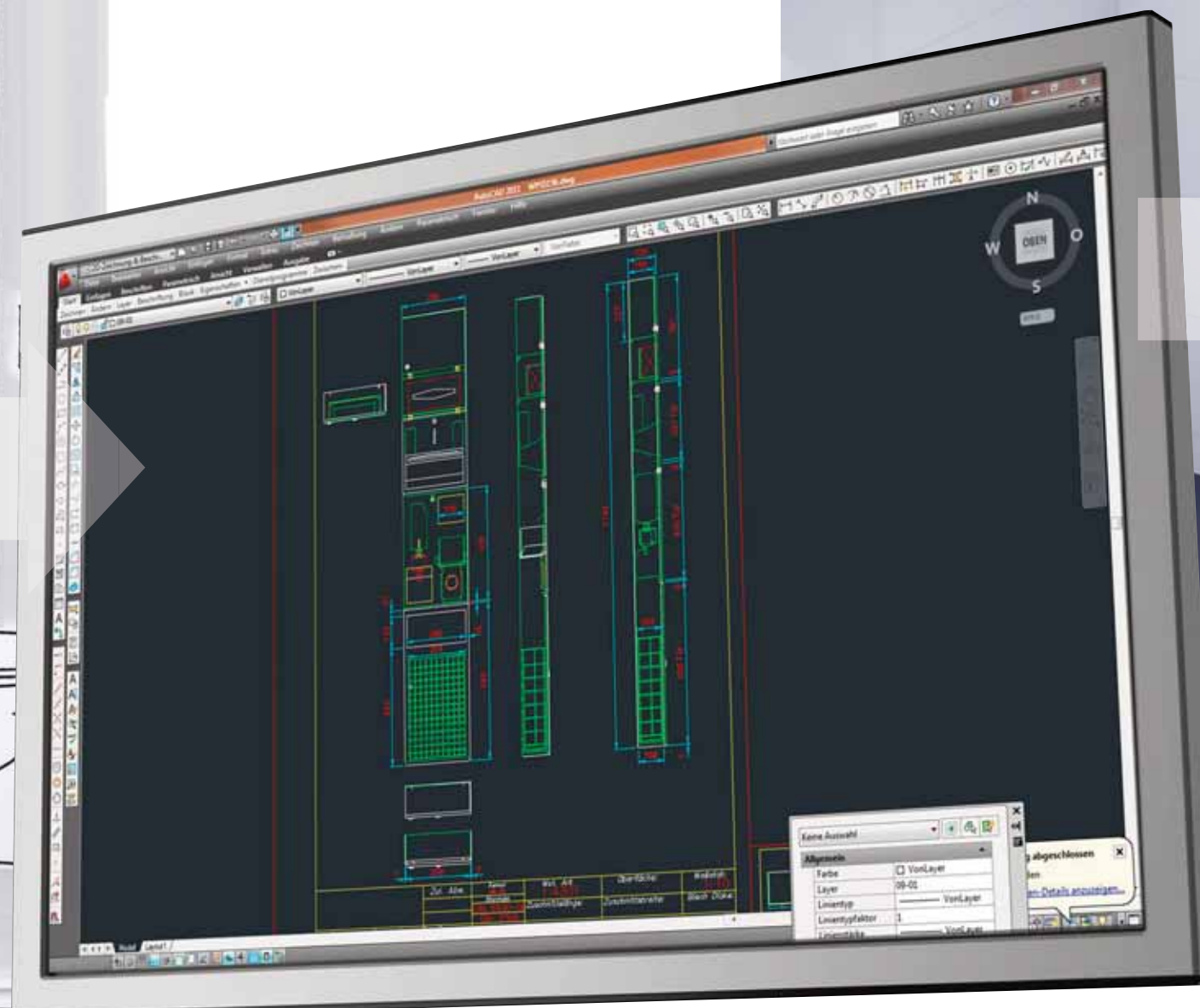


Polished



Also available in various PVD copper finishes – please ask for details

Product show **DP1105**



SPECIAL DESIGNS

To supplement our standard range, we offer special customer solutions: product adaptations as well as completely new designs from one source and within a short time; from sketch to finished product.

Our Dolphin Prestige texture was inspired by the Striped Dolphin, one of the most easily identifiable species, with their distinctive patterned bodies.

Dolphin Solutions Ltd
Southpoint, Compass Park,
Junction Road
Bodiam, TN32 5BS,
United Kingdom
T +44 (0)1424 202 224
info@dolphinsolutions.co.uk
dolphinsolutions.co.uk

© Dolphin Solutions Ltd